

BTW1802 BrigadeQM Digital Tactical Watch V2 50M

Operating Instructions

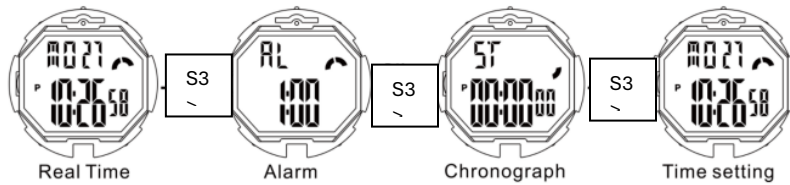
Features:

- 10 Digits LCD Display: Hour, Minute, Second, Date, Day and Week
- 12/24H format selectable, Auto Calendar
- Daily Alarm
- Hourly Chime
- 1/100 second Chronograph with split functions
- LED backlight



Operation:

- ◆ Press S4 key to illuminate the LED backlight for 3 seconds.
- ◆ For Military Time, Press S1 to select ▼ 12/24 or ▼ AM/PM display
- ◆ **Time & Date Setting:**



- **Normal time display**
- **AL-Alarm**
- **ST-Chronograph**
- **Time setting**

In normal time display mode, Press S3 key three times to enter Time/Date setting mode.

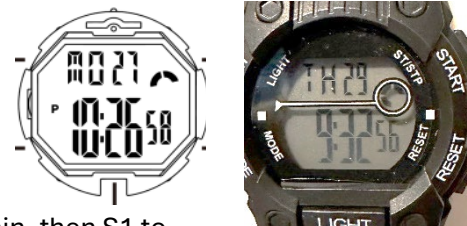
To set the time and date, press the S2 key to cycle through the options: Hour, Minutes, Month, Date, and Day of Week. When you reach the setting you want to adjust, press the S1 key to change its value.

If no Mode key is pressed within 2 minutes, normal time resumes.

◆ Alarm (AL) & Chime (CHI) ON/OFF:

In normal time display mode- Press S3 key once to enter Alarm Setting Mode "AL"; Press S1 key to change Alarm settings - On/Off and Chime Sound. Each S1 press will cycle through the following options:

Press S2 Key to turn on/off Alarm " " or Chime on /, or All on /



For ALM Time: Press S2 then S1 to change the hour. Press S2 again, then S1 to change the minutes. Press S3 key to confirm and quit the setting mode. Press S2 to silence chime.

To turn on the Hourly Chime Alert Press S1 to select

If no Mode key is pressed within 2 minutes, normal time resumes.

BTW1802 BrigadeQM Digital Tactical Watch V2 50M

Operating Instructions

◆ Chronograph / Stopwatch

Press S3 key twice to enter Chronograph mode (ST).

Press S1 to start the Chronograph.

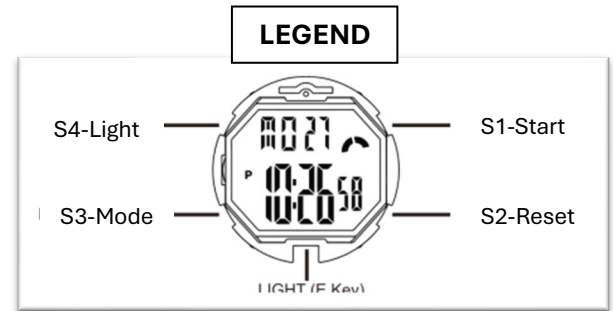
Press S1 key to pause Chronograph, press S1 to resume OR you can Press S2 key to Split the time, the marked time will be displayed while the cumulative time will run in the background.

Press S2 key to display the cumulative time of Chronograph.

Press S1 to stop, Press S1 again to resume.

Press S2 to clear the time.

Press S3 key or wait 2 minutes to return normal mode.



Note: Split record time is a continuous cumulative record starting at zero. Maximum Chronograph recorded time is 59 minutes, 59.99 seconds.

LIMITED WARRANTY

Warranty: BrigadeQM Tactical Watches are quality tested to ensure reliability and function. They are water resistant to 50 meters but are not waterproof dive watches. CR2025 Lithium Battery life may vary with normal use. Guaranteed free of defects in material, workmanship and performance for a period of Ninety (90) days after date of purchase. If a defect occurs, we will repair or replace it at our option. Warranty is VOIDED if you open your case back or push setting buttons underwater. Excessive wear or misuse is not warranted. Return to point of purchase or call us at (800) 663-7487.