

## Ohio's Unemployment Insurance Weekly Claims

Release date August 24, 2023

Seasonally unadjusted weekly initial unemployment insurance claims rose by 16.6% from the previous filing week as continued claims rose by 1.6% during that period.

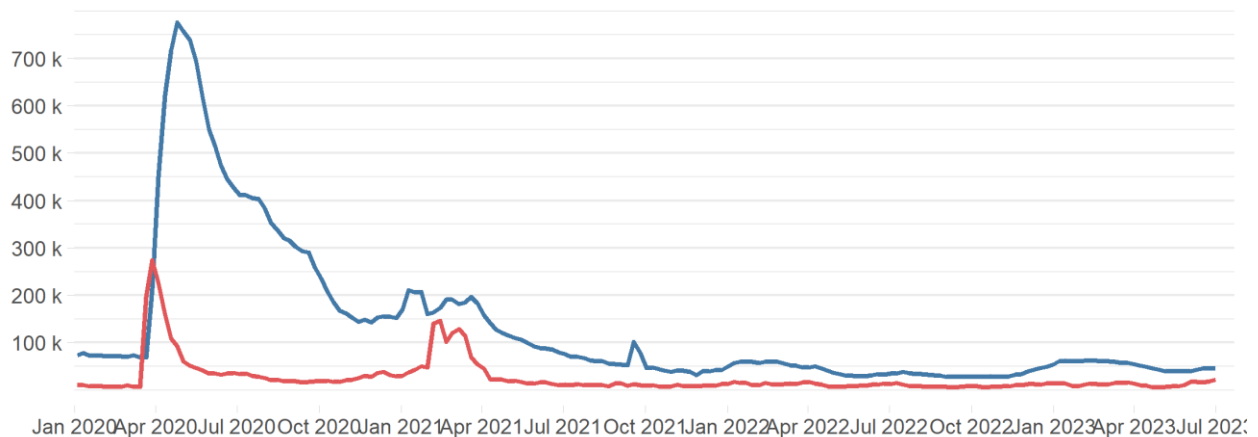
In the week ending July 1, 2023, the statewide initial claims total in Ohio was 21,266. The latest total initial claims figure increased by 3,021 claims from last week's total. The initial claims total includes the number of unique claims filed by Ohio residents requesting a determination of eligibility for UI benefits.

More information, including an interactive view of the data appearing in this report, can be found on the [Ohio Unemployment Insurance Claims Dashboard](#).

NOTE: The Ohio Department of Job and Family Services announced that an increase in initial traditional unemployment claims beginning with the week ending February 6, 2021 is suspected to be the result of fraudulent activity. Click [here](#) for more information.

Continued claims for the most recent filing week totaled 46,171, up 715 from the previous week. The continued claims total includes the total number of unique claims that result in UI benefits receipt for people who are active in the UI system. This graph shows the trends of both initial and continued claims filed during the period from January 4, 2020 to July 1, 2023.

Week ending July 1, 2023: **21,266** initial claims **46,171** continued claims



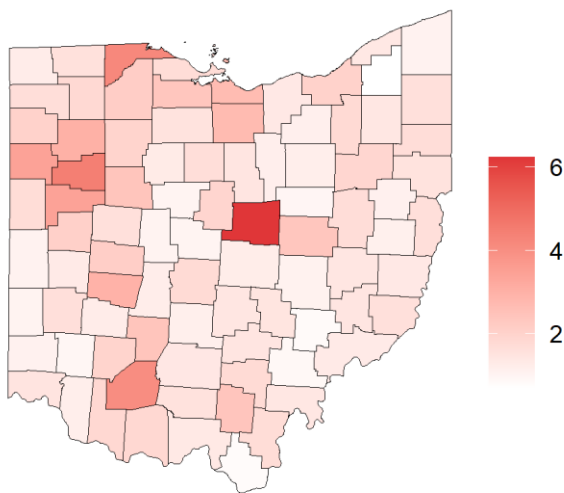
For the week the highest number of initial claims per 1000 people were for residents of Knox (6.23), Allen (4.45), Lucas (4.2), Highland (4.05), and Auglaize (3.44) counties. The highest continued claims per 1000 people were in Harrison (6.85), Tuscarawas (6.47), Jefferson (6.05), Erie (5.82), and Allen (4.95). Of the 21,266 people filing initial claims, 44.9% were women.

Throughout the state, the top five industries whose workers filed the highest number of initial claims in this week were Manufacturing, Health Care and Social Assistance, Admin./Support/Waste Mgmt/Remediation Services, Construction, and Accommodation and Food Services. The top five industries whose workers filed the highest number of continued claims this week were Health Care and

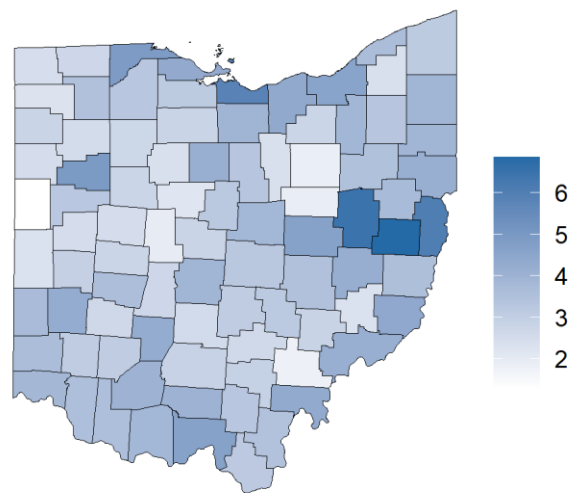
Social Assistance, Construction, Admin./Support/Waste Mgmt/Remediation Services, Manufacturing, and Professional, Scientific, Technical Services.

The top five occupations having the highest number of initial claims in the past week were Production, Sales and Related, Office and Administrative Support, Management, and Construction and Extraction. The top five occupations with the highest number of continued claims this week were Production, Construction and Extraction, Sales and Related, Office and Administrative Support, and Transportation and Material Moving.

### Initial claims



### Continued claims



*Initial and continued claims by county per 1,000 population for the week ending July 1, 2023*

### Data Details

The information in this brief is compiled by the Ohio Education Research Center (OERC) using Unemployment Insurance Claims (UI Claims) data from the Ohio Longitudinal Data Archive (OLDA), as collected by the Ohio Department of Job and Family Services. The reported counts are the total number of UI claims in Ohio, excluding out-of-state residents. Counts represent the number of claims, i.e. multiple claims per person appear as multiple counts. To avoid re-identification, the OERC only reports results derived from 10 or more individuals. If only one category results in a count of less than 10, a secondary suppression rule is applied to the next smallest category. Initial claims refer to the newly filed claims recorded for each reported time period. Continued claims indicate the cumulative number of claims that are eligible for benefit receipt and continued to be collected by the beneficiaries. We estimate missing industry codes from supplementary employment data in the OLDA for records that are missing information about the separating employer. These reports are continually updated as new data become available. Information displayed in this report may differ from information contained in federal or state reports due to variations in reporting metrics and data preparation procedures. If you have any questions about this report, please contact [uiclaims@chrr.osu.edu](mailto:uiclaims@chrr.osu.edu).